

SUMMARY
REPORT ON PUBLIC LAND
MOBILIZED FOR INVESTMENT

MOBILIZATION OF THE STATE'S PRIVATE DOMAIN FOR THE 1st HALF OF 2024

I. MOBILIZING LAND FOR INVESTMENT (EXCLUDING AGRICULTURAL PARTNERSHIPS)

1. Global Data

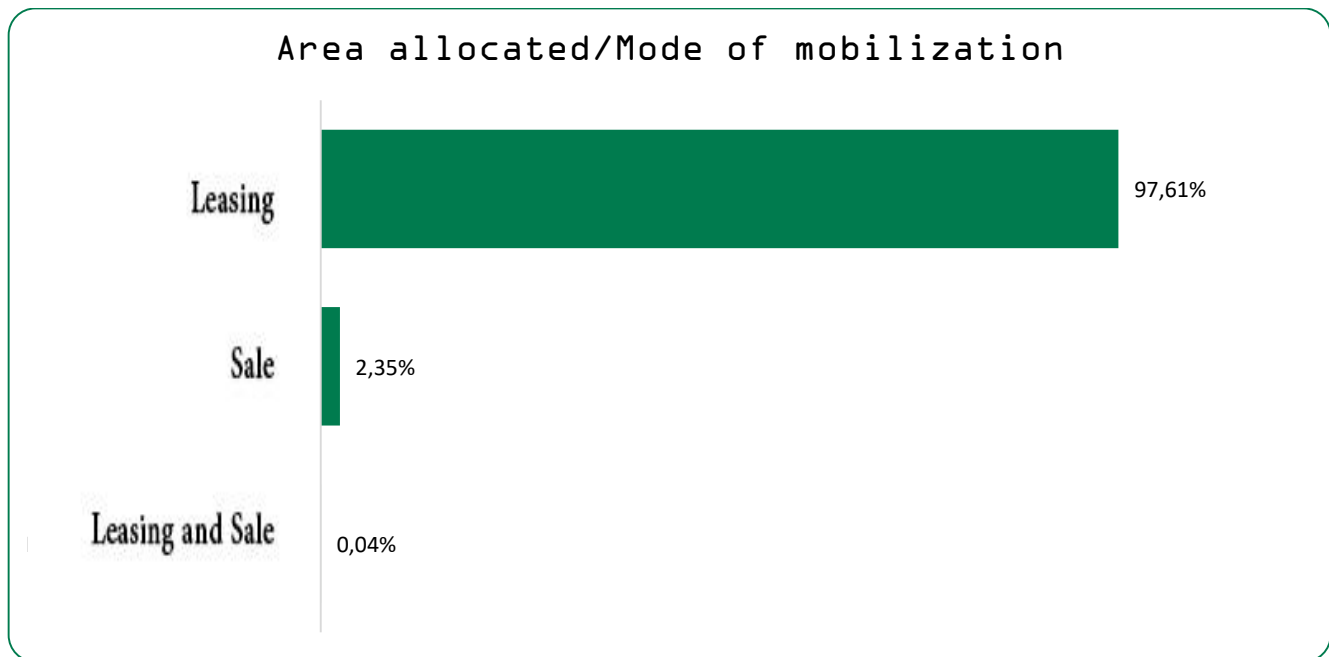
In the first half of 2024, 110 projects on State-owned land were approved, covering a total surface area of around 16,102 hectares, with a projected investment of over 16,464 million dirhams, corresponding to the eventual creation of 16,694 jobs.

In addition, all of these investment projects have been approved in accordance with the new legislative and regulatory framework for decentralized investment management, notably framework law n°03.22 forming the Investment Charter.

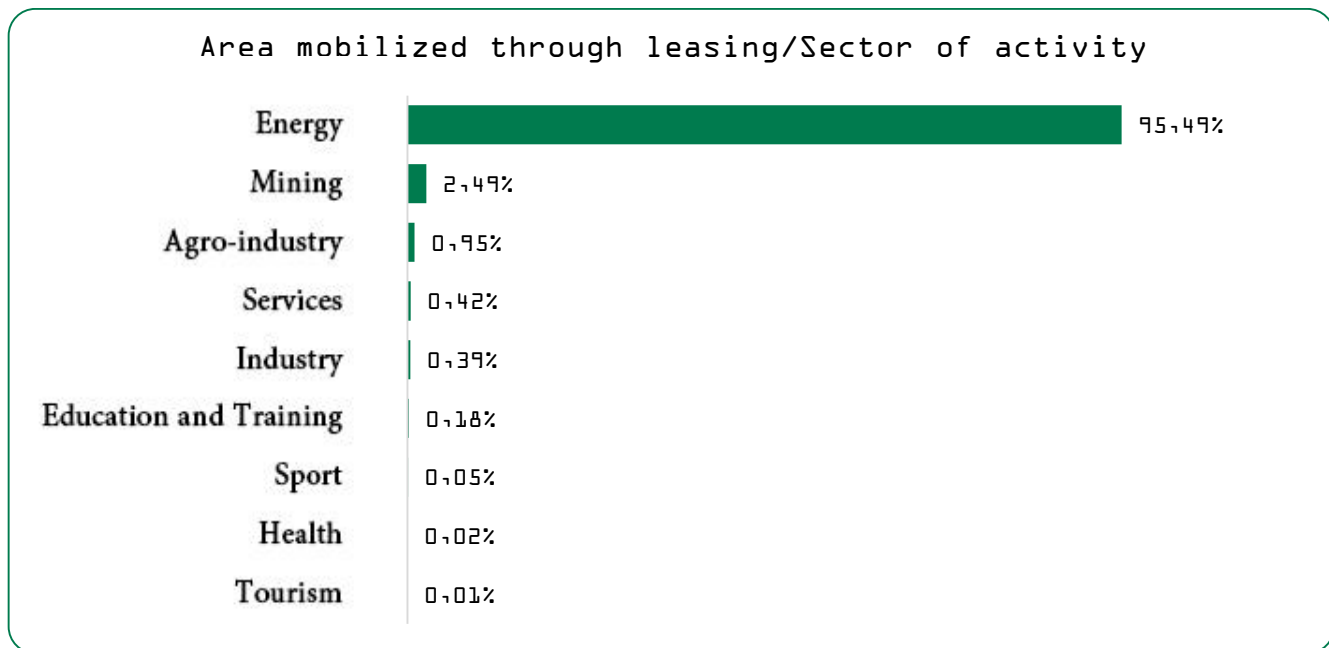
Region	Nb of projects	Mobilized area	Projected Investment (dh)	Expected employment
Laayoune-Sakia El Hamra	25	15 301ha37a78ca	5 092 260 000	1 094
Casablanca-Settat	7	296ha05a30ca	724 000 000	6 230
Dakhla-Oued Eddahab	27	290ha36a48ca	170 918 000	377
Marrakech-Safi	3	65ha89a52ca	740 500 000	333
Guelmim-Oued Noun	5	56ha13a49ca	8 090 324 803	1 086
The Oriental	13	55ha71a34ca	519 220 525	1 316
Tanger-Tetouan-Al Hoceima	9	16ha03a44ca	563 535 499	3 930
Rabat-Sale-Kénitra	5	14ha38a59ca	187 900 000	1 820
Fes-Meknes	5	04ha53a73ca	67 980 000	150
Beni Mellal-Khenifra	4	01ha06a54ca	20 310 000	53
Souss-Massa	4	00ha93a59ca	270 450 000	260
Deraa-Tafilalet	3	00ha10a70ca	17 000 000	45
Grand total (1st half 2024)	110	16.102ha 60a 50ca	16 464 398 827	16 694

2. Breakdown by land mobilization method

- More than 97% of the land allocated by the State (Private Domain) for the 1st half of 2024 is leased.



- Furthermore, around 96% of the leased area is earmarked for energy projects.

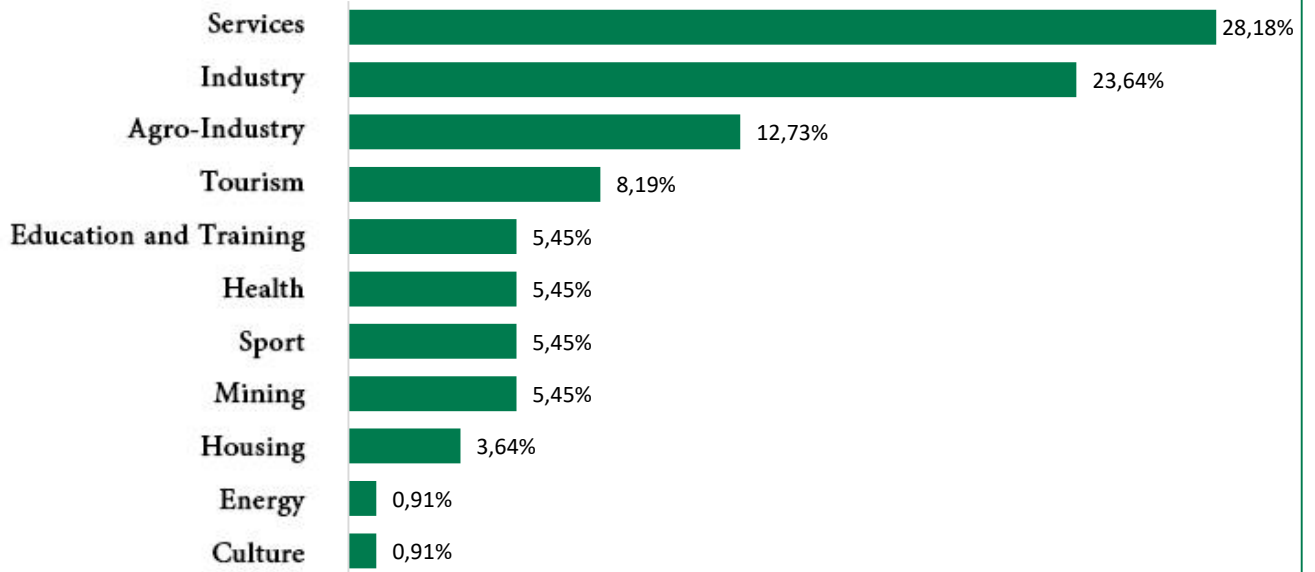


3. Breakdown by sector of activity

At sector level, the breakdown of approved files by number of projects shows that for the 1st half of 2024:

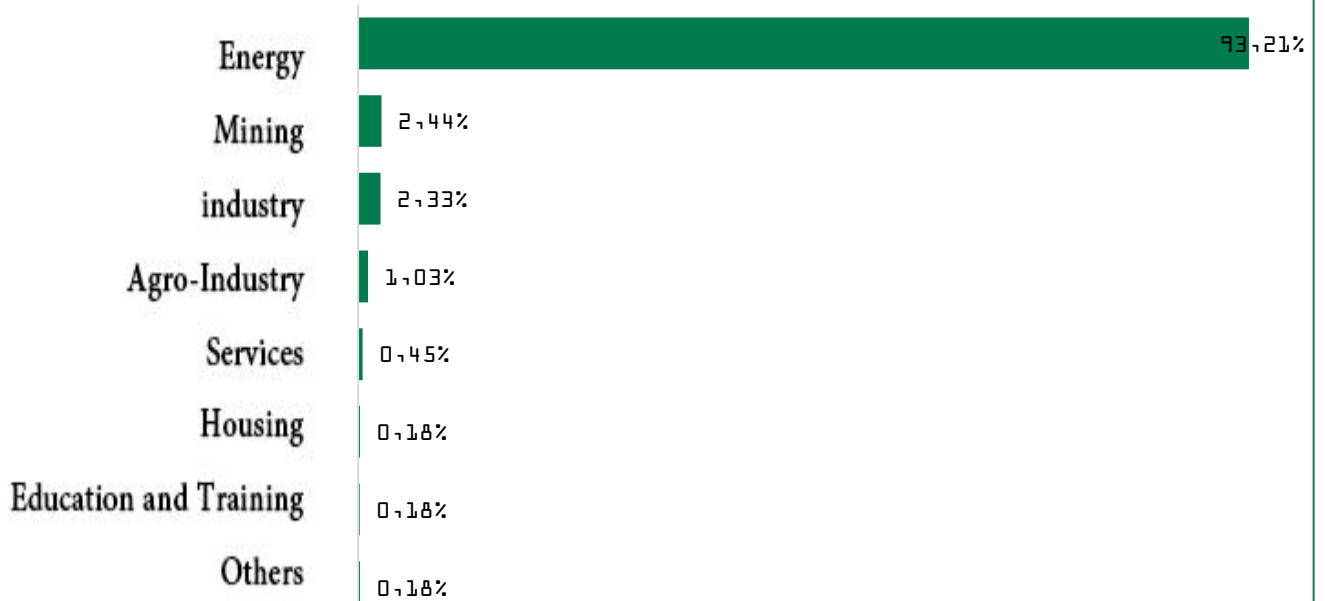
- Over 64% of projects are concentrated in three sectors (Services, Industry and Agribusiness).

No of projects/Activity sector

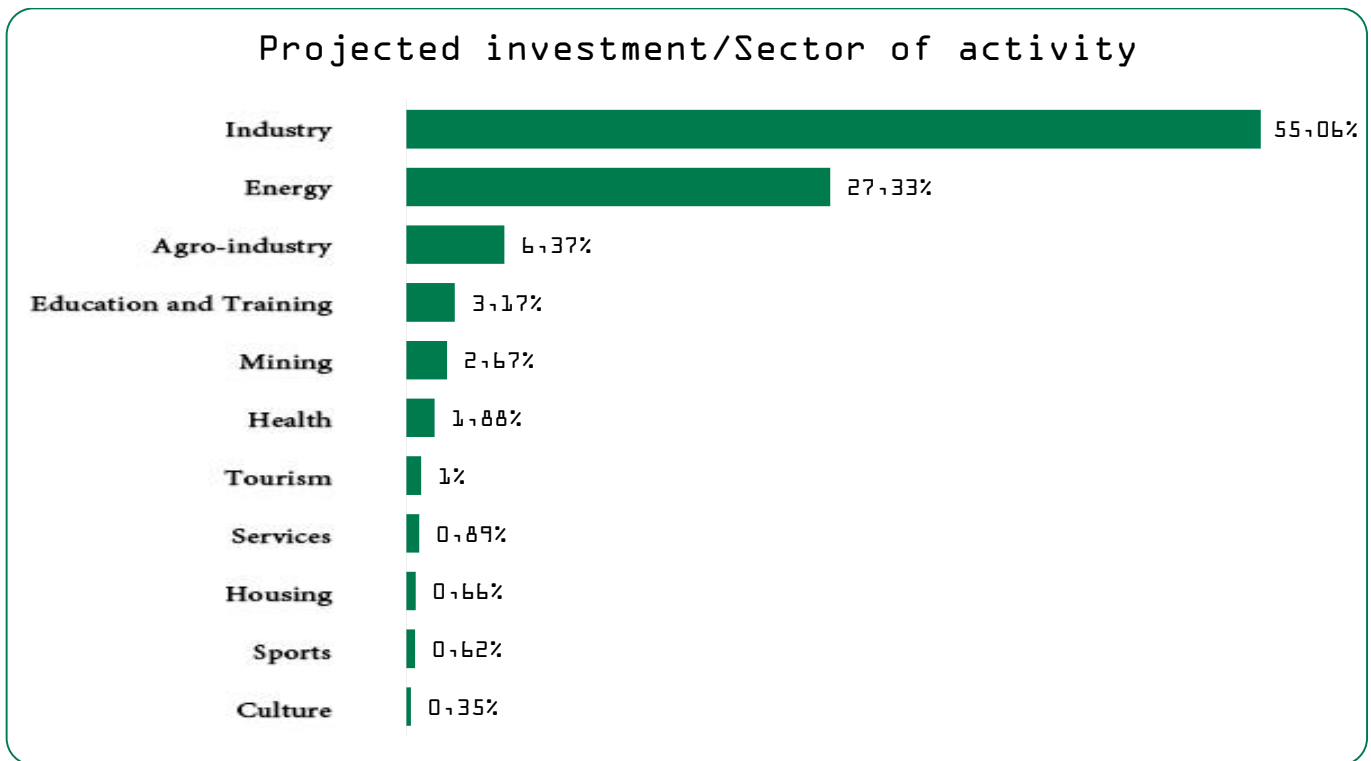


➤ More than 93% of the mobilized area is dominated by the Energy sector.

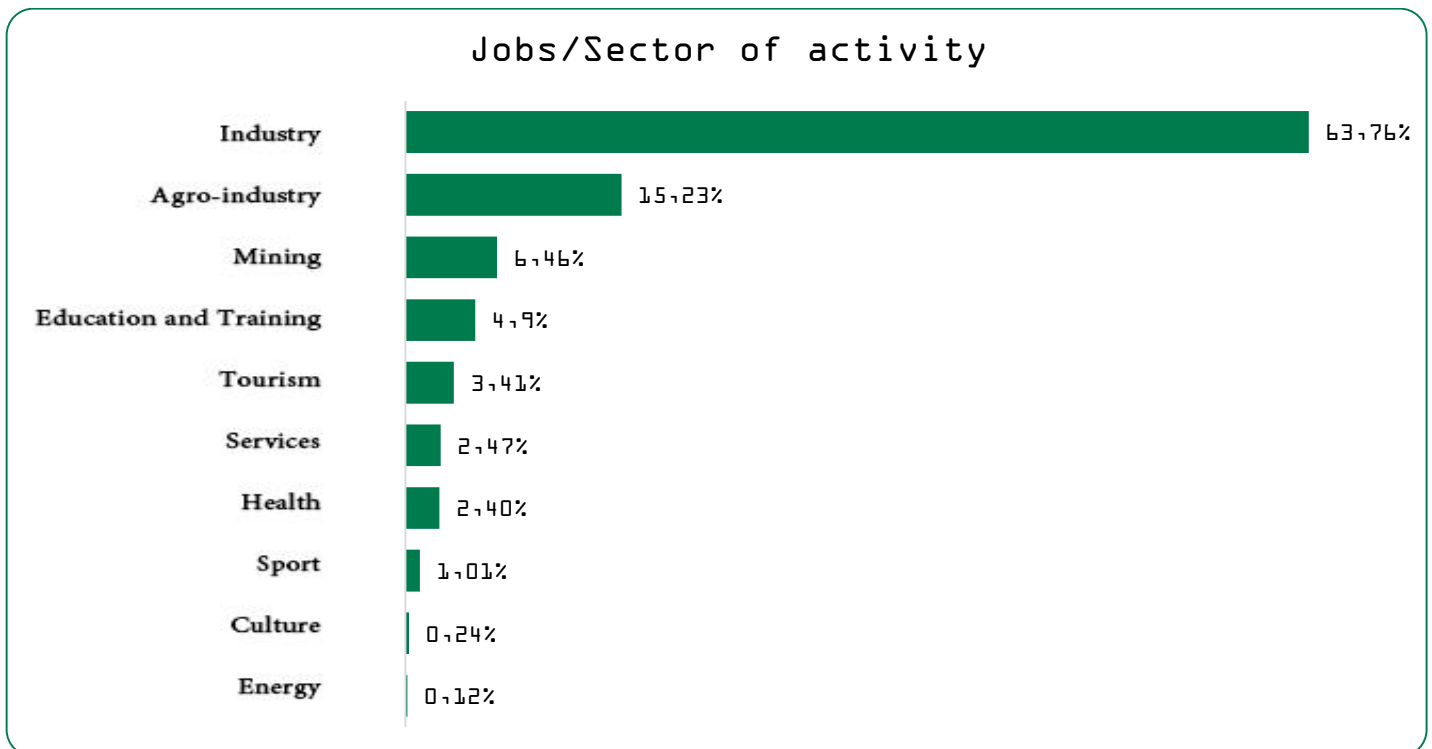
Mobilized Area/Activity sector



➤ More than 82% of investments in two sectors: Industry and Energy.



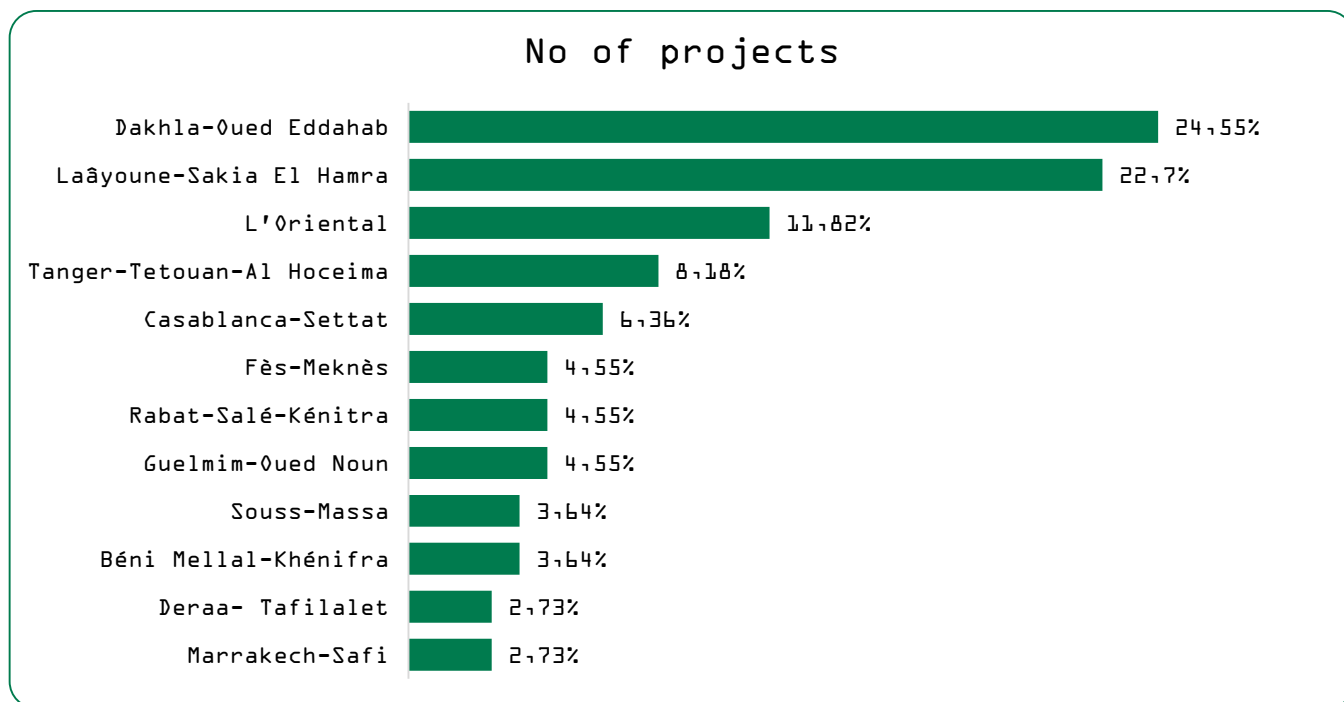
➤ The industrial and agro-industrial sectors are the main job providers for projects approved for the 1st half of 2024, with over 79% of jobs to be created.



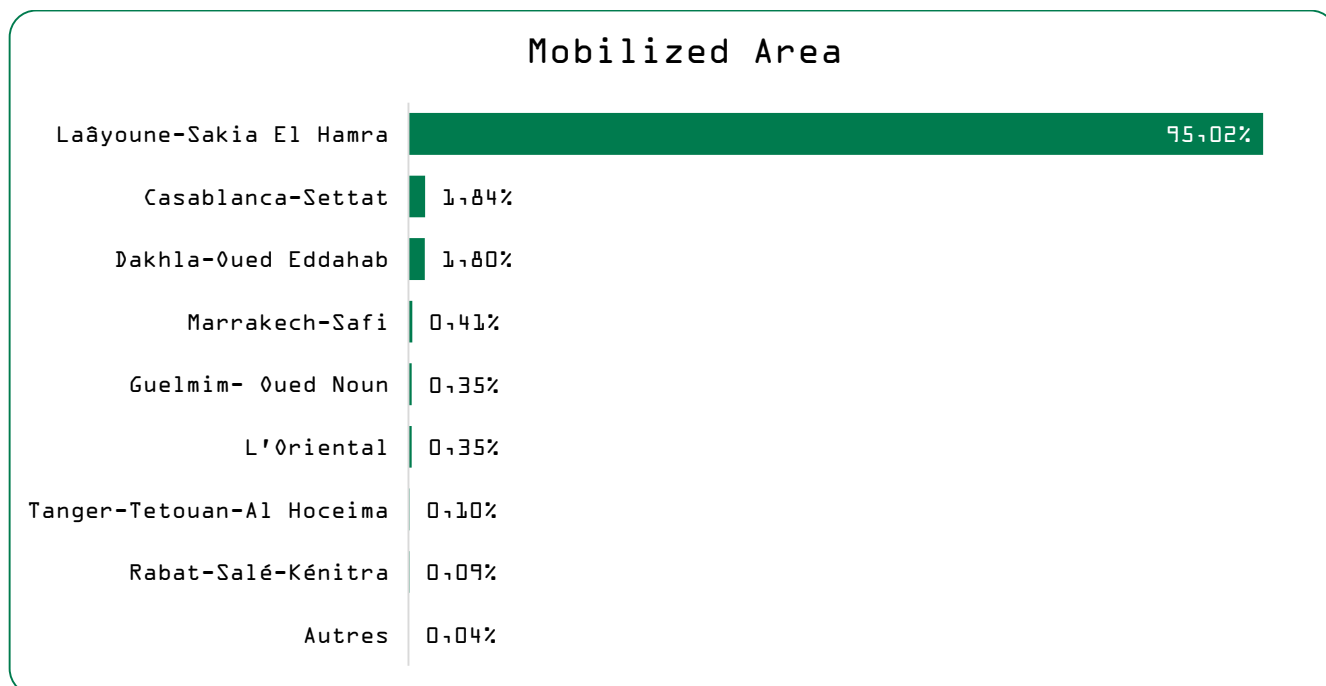
4. Regional declination

The regional distribution of land shows that:

- In terms of number of projects, the regions of Dakhla-Oued Eddahab, Laâyoune-Sakia El Hamra and Oriental benefited from 59% of the projects approved for the 1st half of 2024.

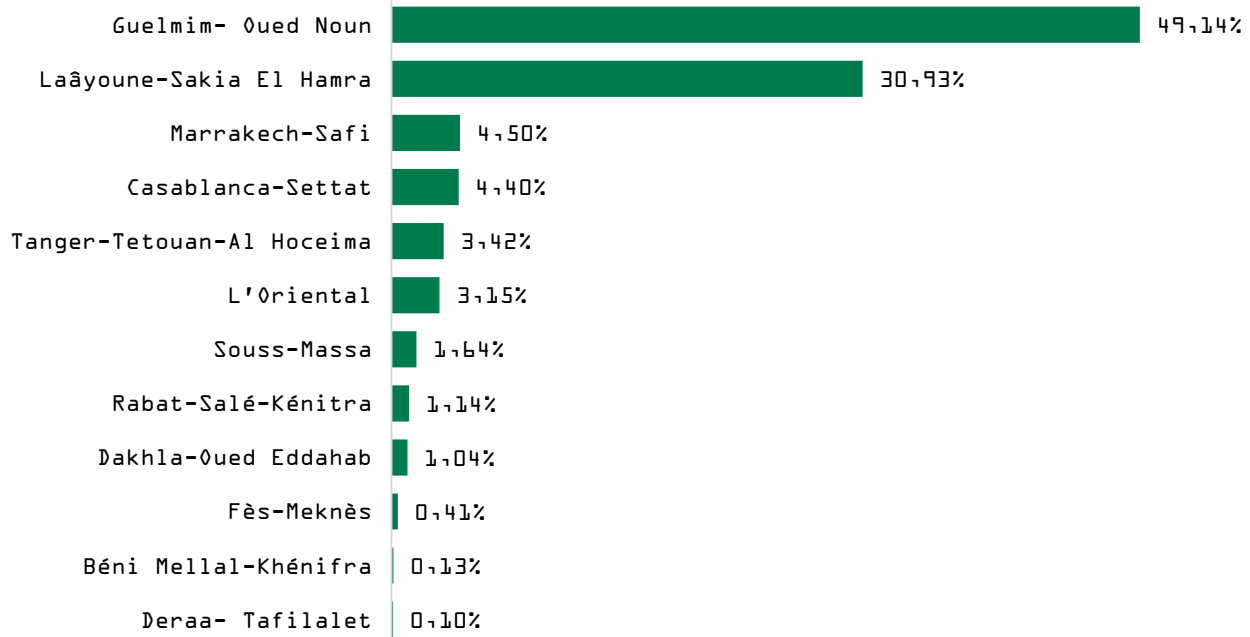


- Over the same period, the Laâyoune-Sakia El Hamra region accounted for over 95% of the total area mobilized.



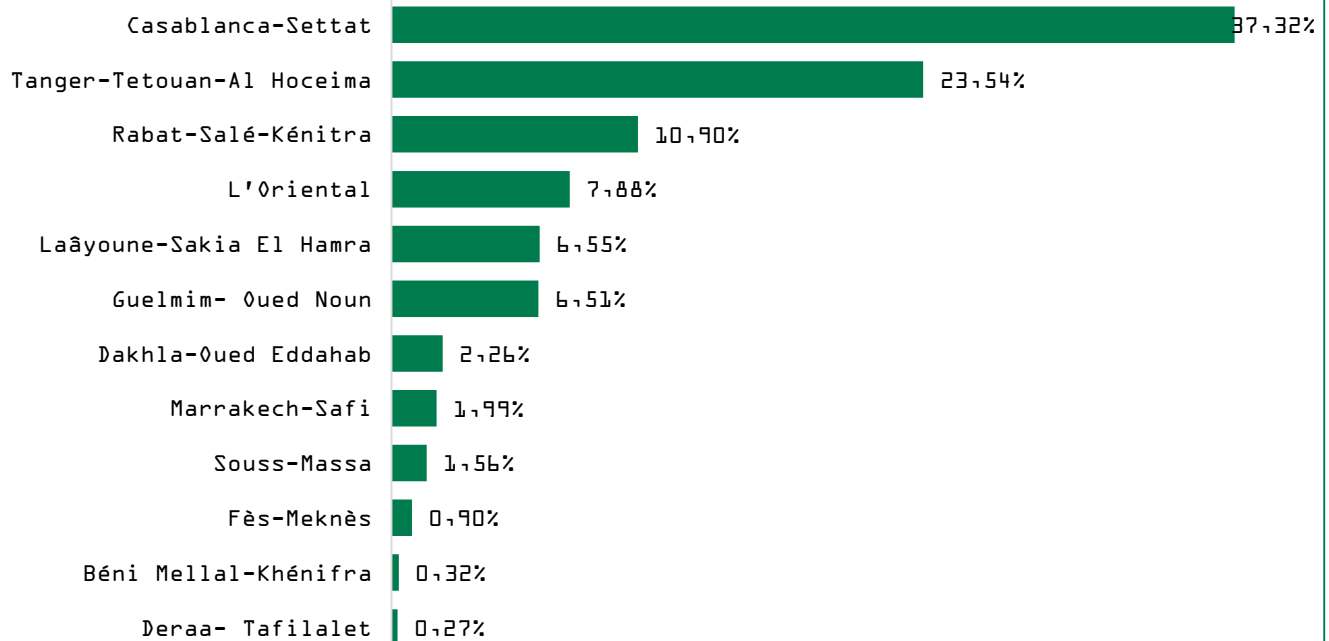
- Similarly, the regions of Guelmim-Oued Noun and Laâyoune-Sakia El Hamra have benefited from 80% of investments for the 1st half of 2024.

Projected investment



- In addition, 60% of the jobs to be created are concentrated in two regions: Casablanca-Settat and Tanger-Tetouan-El Hoceima.

Jobs



II. MOBILIZATION OF LAND IN THE FRAMEWORK OF THE AGRICULTURAL PARTNERSHIP - 1ST SEMESTER 2024 -

1. Global data

In the 1st half of 2024, 44 agreements were signed within the framework of the Agricultural Partnership, following calls for tenders organized for this purpose, covering an area of over 935 Ha, a total investment of over 615 Mdh and enabling the creation, in the long term, of 2,309 jobs.

Region	Established conventions	Area	Investment amount (dh)	Jobs
Fes-Meknes	8	331ha56a13ca	43 757 270	214
Dakhla-Oued Eddahab	2	242ha46a15ca	398 776 907	1.654
Laayoune -Sakia El Hamra	16	133ha44a33ca	108 374 357	248
The Oriental	2	103ha63a02ca	15 398 367	31
Beni Mellal-Khenifra	6	49ha76a33ca	20 609 293	60
Rabat-Sale-Kenitra	7	38ha31a93ca	9 917 692	41
Marrakech-Safi	1	21ha30a16ca	4 926 800	27
Casablanca-Settat	1	09ha81a00ca	8 110 000	11
Tanger-Tetouan-Al Hoceima	1	05ha64a16ca	5 973 000	23
Grand Total	44	935ha93a21ca	615.843.686	2.309

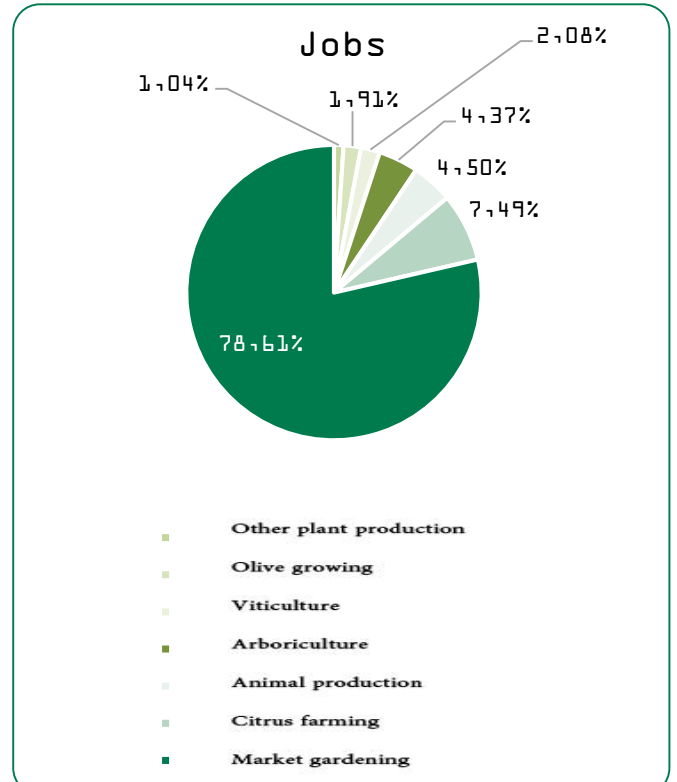
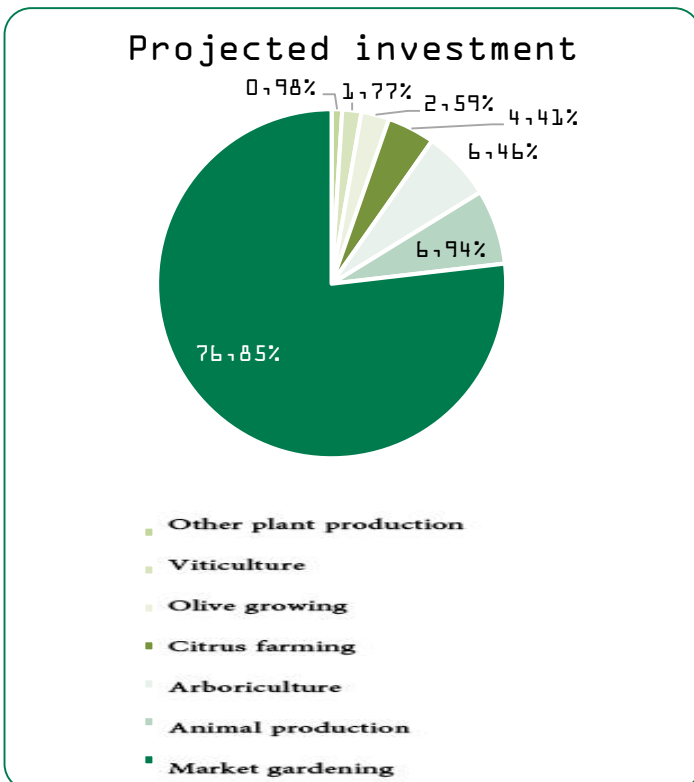
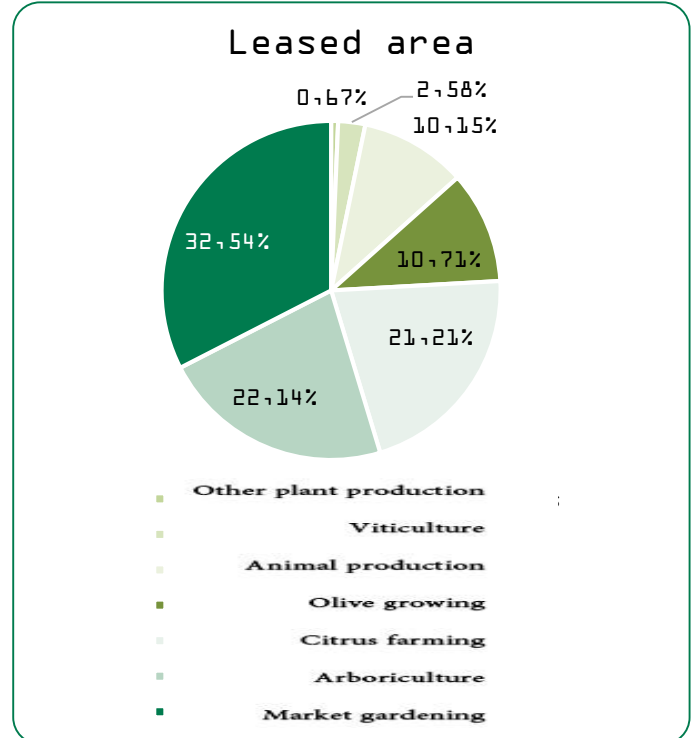
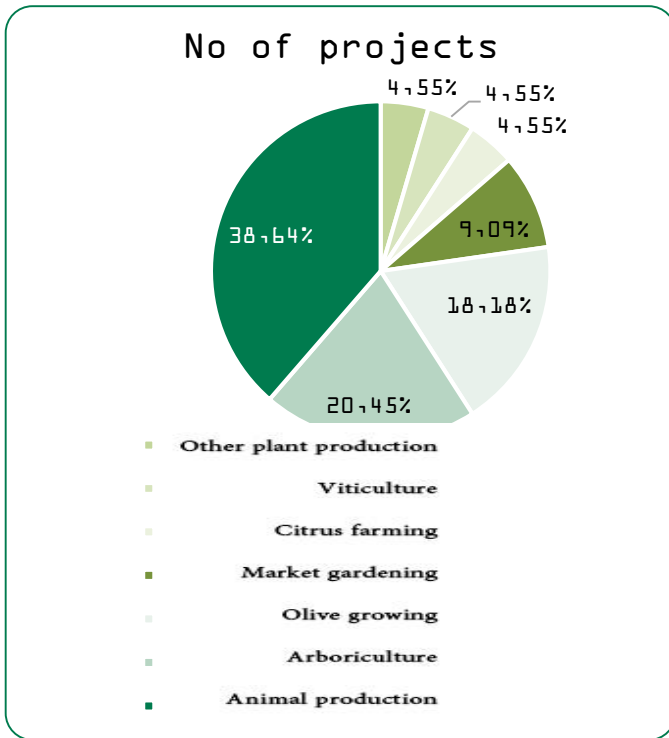
It should be noted that a call for tenders n°31/2024 was launched by the Agricultural Development Agency (ADA). It is related to land falling within the private domain of the State. The deadline for candidates to submit offers was Monday September 30, 2024.

This call for tenders, which concerns 96 projects and a total area of 5,249 ha, concerns the following 9 regions:

Region	No of projects	Area in ha
Casablanca-Settat	22	1 159
Deraa-Tafilalet	13	1 006
Fes-Meknes	10	802
Marrakech-Safi	16	675
Tanger-Tetouan-Al Hoceima	9	564
Rabat-Sale-Kénitra	13	525
Oriental	9	398
Souss-Massa	3	62
Beni Mellal-Khenifra	1	57
Grand Total	96	5 249

2. Breakdown by sector

For the first half of 2024, the market gardening, citrus growing and fruit growing sectors benefited from approximately 76% of the area mobilized for the benefit of investment projects within the framework of the Agricultural Partnership.

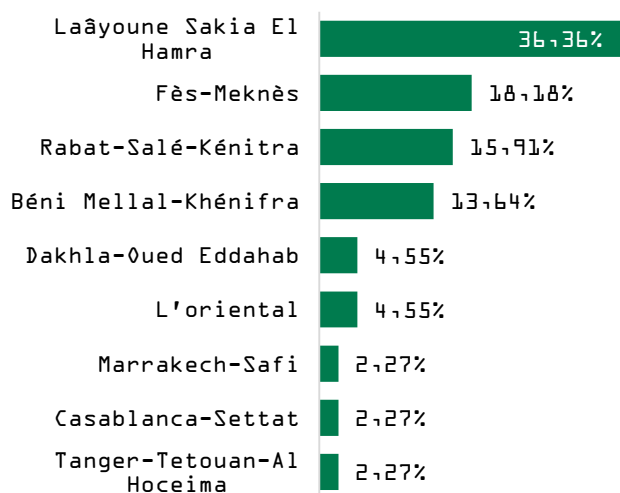


3. Regional declination

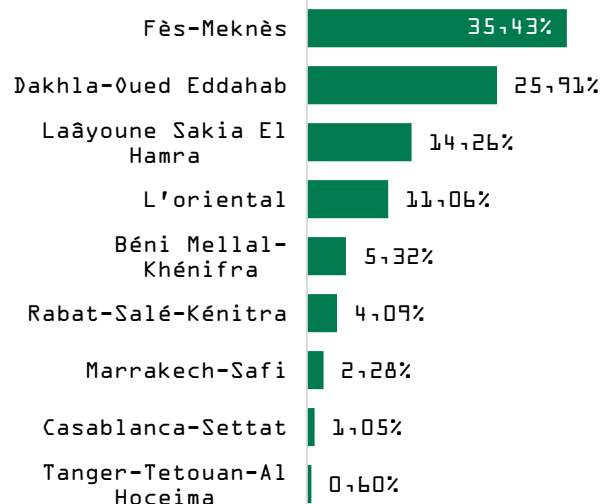
The regional distribution of agreements signed, for the first half of 2024, shows that:

- More than 84% of approved projects are concentrated in 4 regions: Laâyoune -Sakia El Hamra, Fes-Meknes, Rabat-Sale-Kenitra and Beni Mellal-Khenifra.
- During this period, the regions of Fez-Meknes, Dakhla-Oued Eddahab, Laayoune -Sakia El Hamra and Oriental recorded the mobilization of approximately 87% of the overall area allocated for the benefit of investment projects in the framework of the Agricultural Partnership.

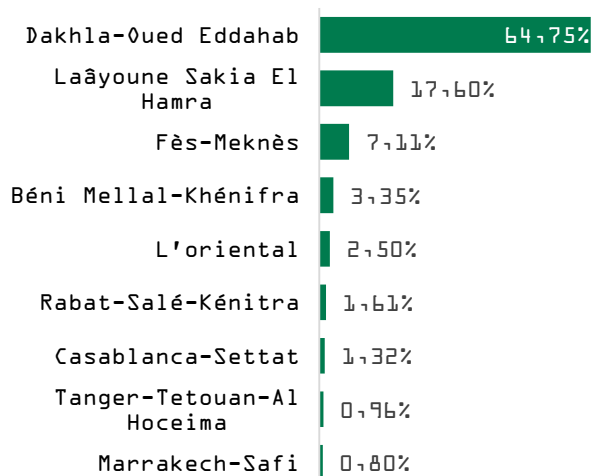
No of projects



Leased area



Projected investment



Jobs

