

# SUMMARY OF THE REPORT ON PUBLIC LAND MOBILIZED FOR INVESTMENT

# REPORT ON PUBLIC LAND MOBILIZED FOR INVESTMENT

## I. MOBILIZATION OF LAND FOR INVESTMENT (EXCLUDING AGRICULTURAL PARTNERSHIPS)

The mobilization of SPD "State's private domain" is carried out in accordance with the provisions of Article 82 of the Royal Decree of April 21<sup>st</sup> 1967 on the General Regulations of Public Accounting, as supplemented and amended, by means of authorizations for the sale or lease of land in the State's private domain.

The proceeds and the approval of claims for the transfer and/or lease of State lands are governed by the provisions of Law 47.18 "on the Reform of Regional Investment Centers and the establishment of Unified Regional Investment Commissions". These are now considered as the only decision-making and coordinating bodies for the action of the administrations responsible for investment at the regional level.

### 1. Global data

377 projects supported by state-owned land have been approved for the year 2021, for a total area of 159,602 Ha, a projected investment of 273,577 MDH and allowing the creation of 24,028 expected jobs.

	Nb of projects	Mobilized area	Projected investment (dh)	Expected Job
Year 2021	377	159.602ha 91a 59ca	273.577.135.066	24.028

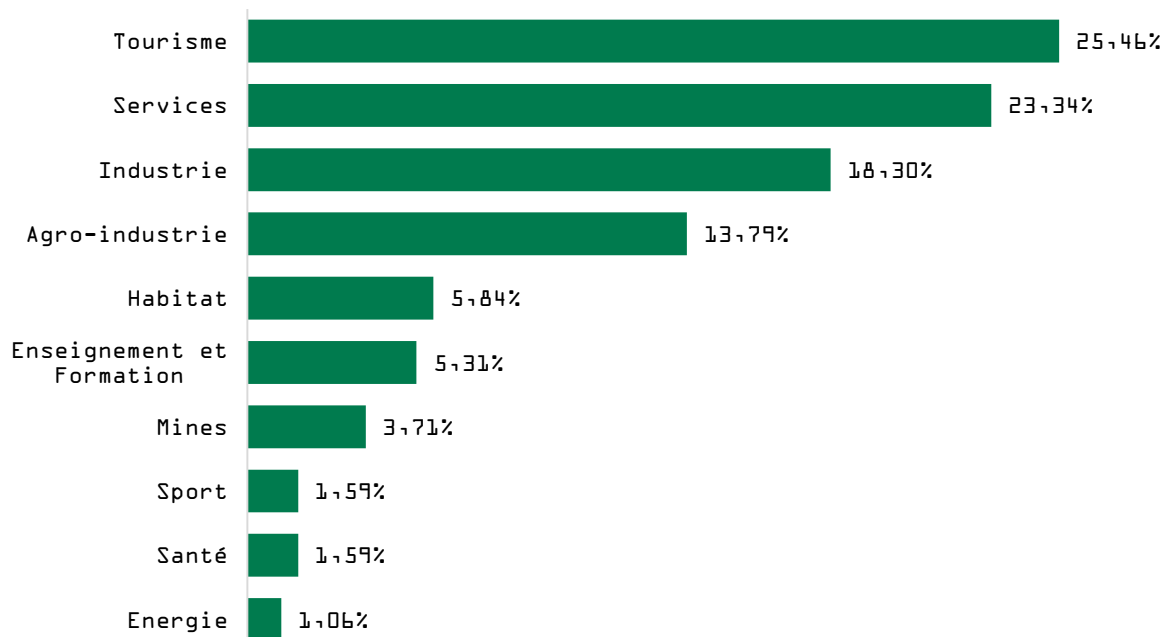
### 2. Breakdown by Plan

- 99.5% of projects have been approved under the Decentralized Management of Investments, concentrating more than 99% of the total area mobilized, to drain an investment of about 264.16 million dirhams and generate the creation of 22,868 jobs expected.
- Two investment files were examined within the framework of the Conventioned regime, benefiting from approximately 1% of the overall mobilized area.

### 3. Breakdown by sector of activity


For the fiscal year 2021, about 81% of investment projects are concentrated in four sectors of activity (Tourism, Services, Industry, and Agro-Industry).

### No. of projects/activity sector



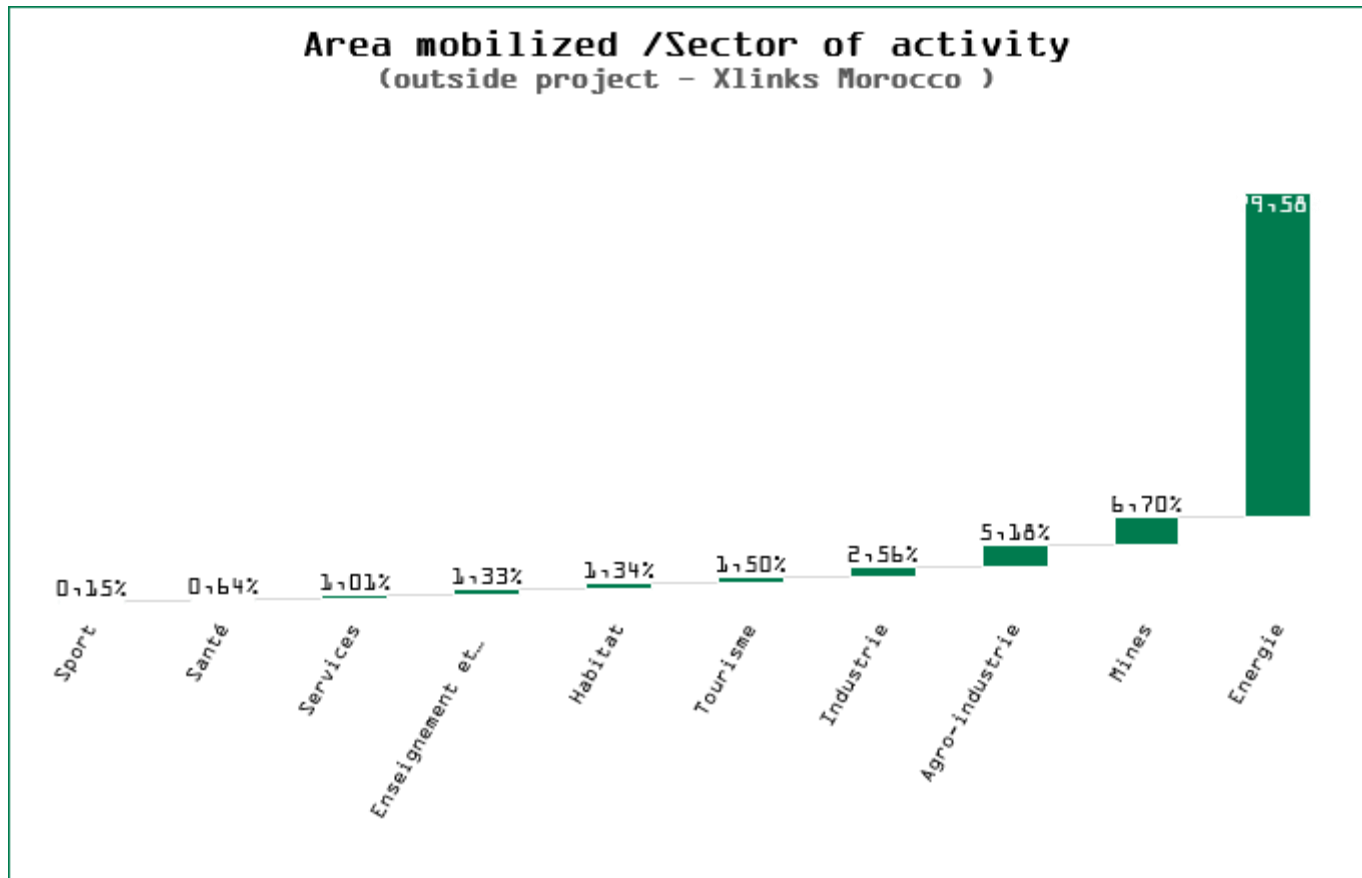
➤ About 99% of the mobilized area is carried by the Energy sector.

### Area mobilized/Activity sector

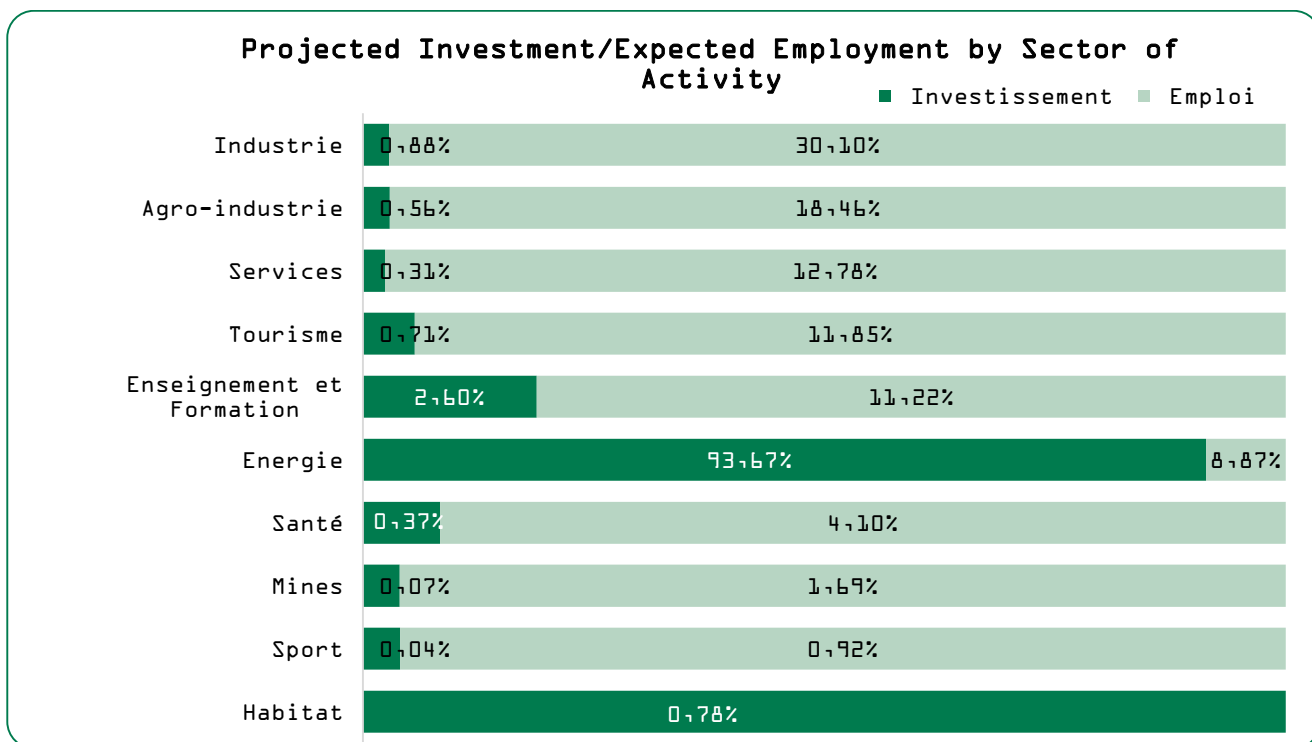


Under the year 2021, almost all of the land mobilized for the Energy sector is dedicated to the realization of a giant project planned by the company "Xlinks Morocco", involving the realization of a solar photovoltaic farm, wind turbines and also the huge battery of 5 GW intended for the storage of energy produced on the site.

Except the land mobilized for the benefit of the company "Xlinks Morocco", about 150,000 HA, the Energy sector still monopolizes almost all the land mobilized for investment in 2021. About 80% of the mobilized area is carried by this sector.

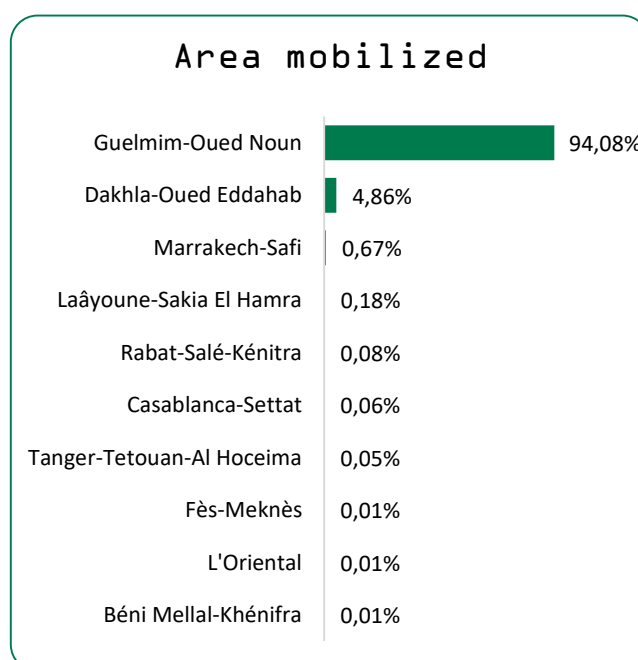
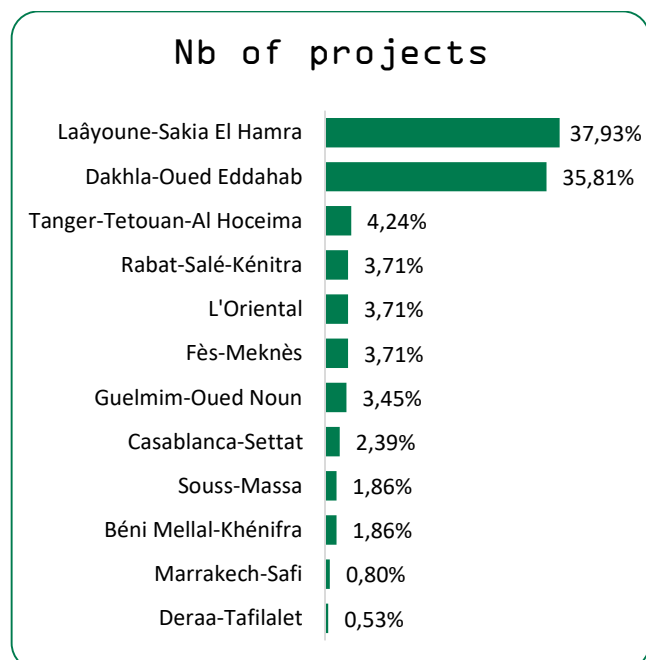


- For the year 2021, the Energy sector alone will benefit from about 94% of the projected investment.
- 85% of jobs are concentrated in the sectors of Industry, Agro-Industry, Services, Tourism and Education and Training.

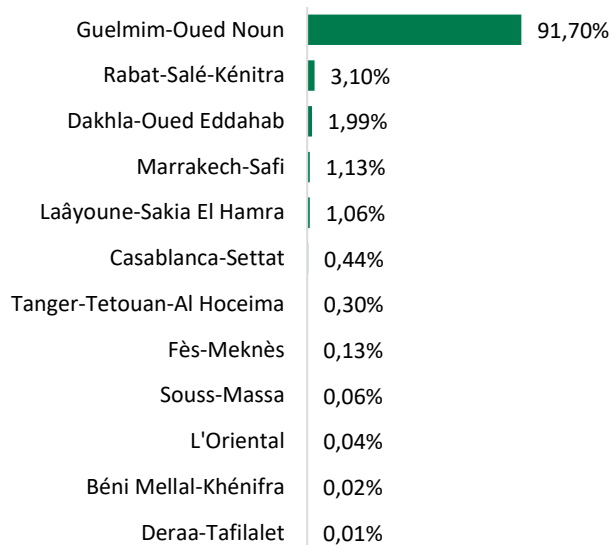


#### 4. Regional declination

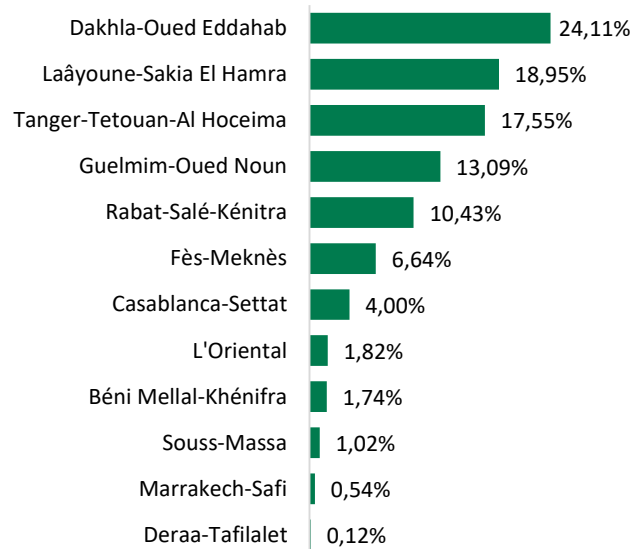
By number of projects, the region of Laayoune-Sakia El Hamra and the region of Dakhla-Oued Eddahab monopolize, respectively, 38% and 36% of projects approved for the year 2021.



### Projected investment

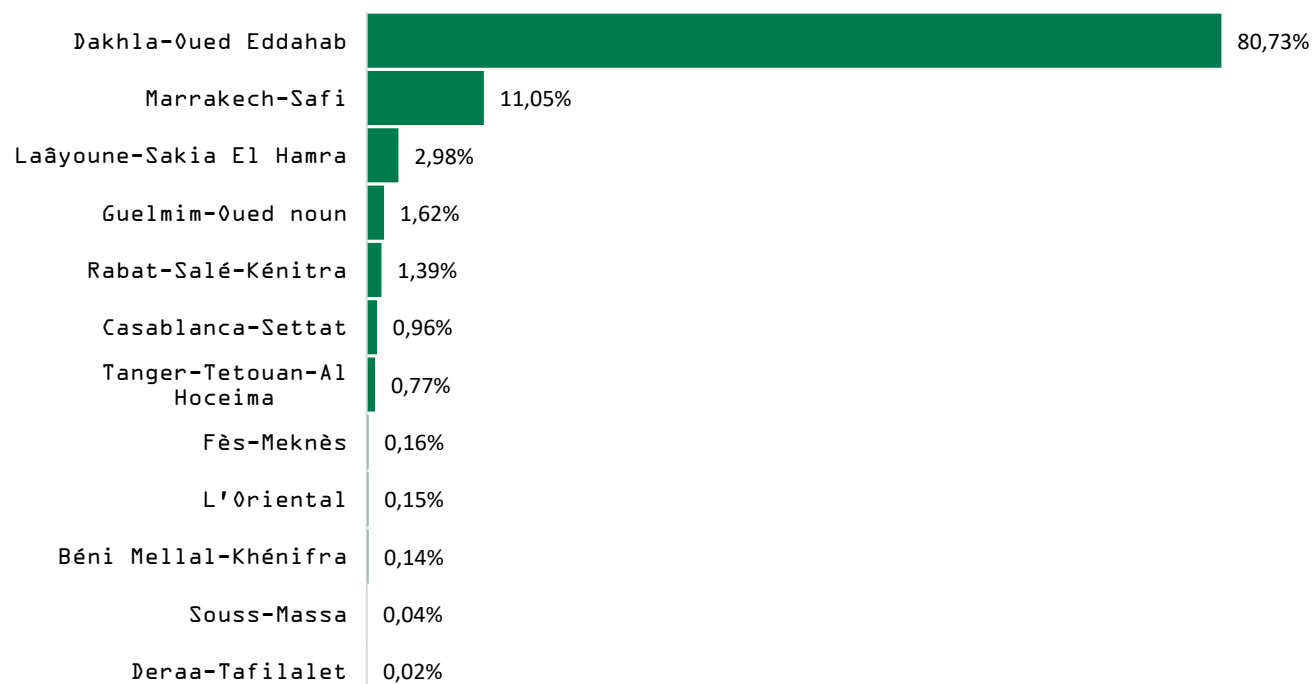


### Employment



Excluding land mobilized for the project presented by the company "Xlinks Morocco", the Dakhla-Oued Eddahab Region alone captures almost all (80%) of the land mobilized for investment in the year 2021.

### Area mobilized /Sector of activity *Excluding the "Xlinks Morocco" project*



## II. MOBILIZATION OF LAND IN SUPPORT OF THE GREEN MOROCCO PLAN - 1ST SEMESTER 2021

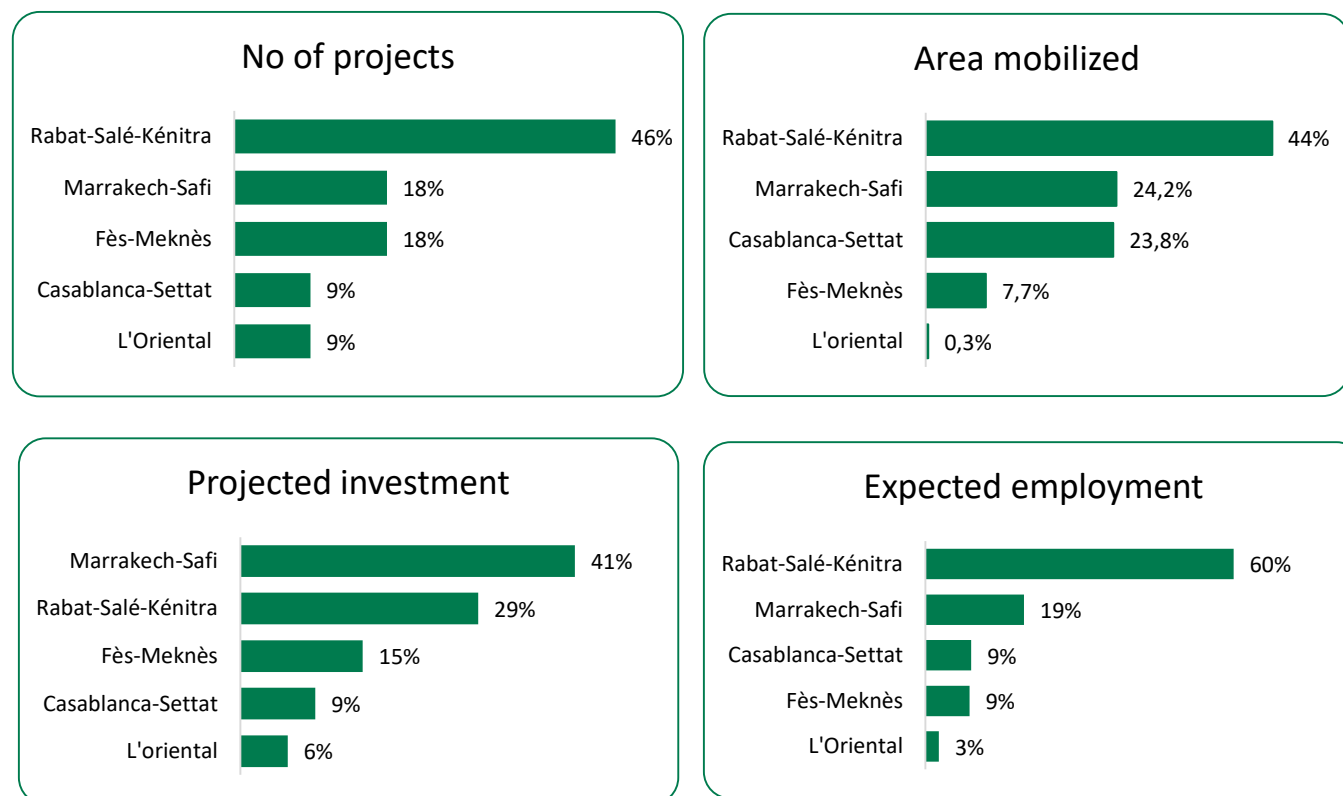
Under the year 2021, 11 agreements have been signed under the agricultural partnership, following calls for tenders organized for this purpose, covering an area of 506 Ha, a total investment of 62 MDH and the creation, eventually, of 300 jobs expected

Region	Established conventions	Area	Investment (dh)	Jobs
Rabat-Salé-Kénitra	5	222ha 90a 23ca	18.230.000	181
Marrakech-Safi	2	122ha 81a 96ca	25.641.727	58
Casablanca-Settat	1	120ha 70a00ca	5.745.000	27
Fès-Meknès	2	38ha 80a 16ca	9.382.501	26
The Oriental	1	01ha 77a 00ca	3.626.560	8
<b>Grand total</b>	<b>11</b>	<b>506ha 99a 35ca</b>	<b>62.625.788</b>	<b>300</b>

### 1. Regional declination

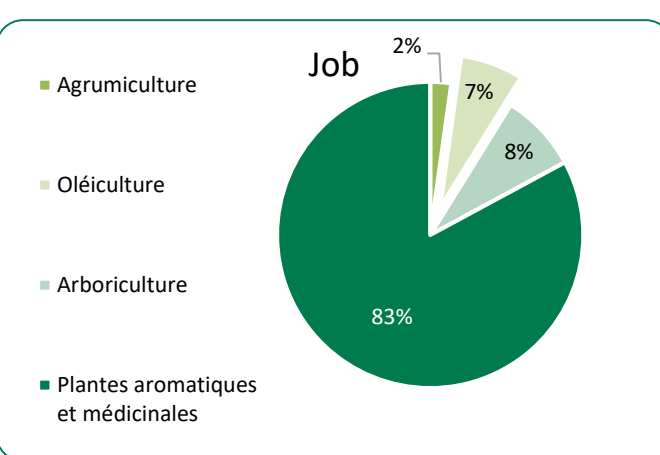
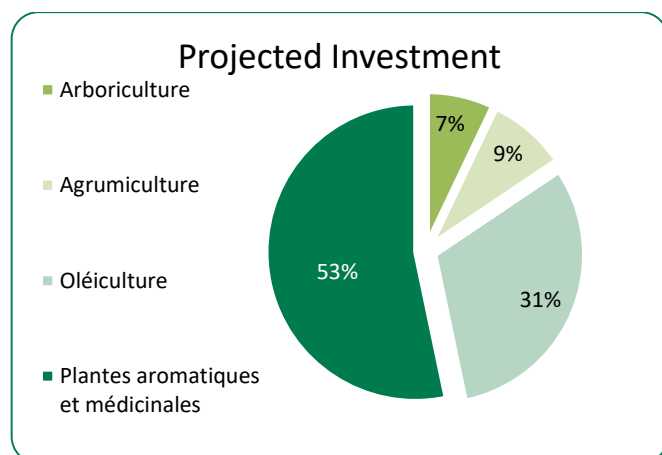
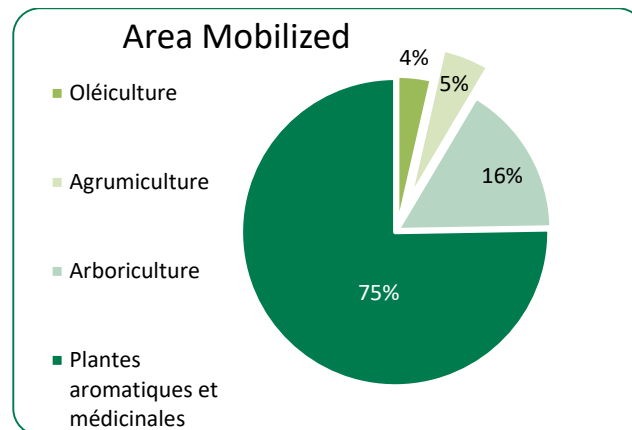
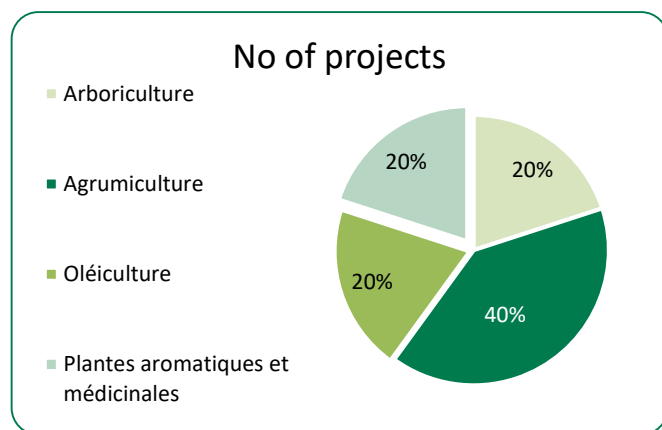
The regional distribution in terms of the number of agreements established shows that about 46% of projects are concentrated in the region of Rabat-Salé-Kénitra, for an area of 222 Ha.

About 69% of the total area is mobilized for two regions (Rabat-Salé-Kénitra and Marrakech-Safi), for a total area of 346 Ha.



## 2. Breakdown by sector

For the year 2021, 3 sectors concentrate 95% of the total area mobilized (about 482 Ha). It is about the fruit growing, the aromatic and medicinal plants and the beekeeping.





## CHAPTER II: MOBILIZATION OF THE STATE'S PRIVATE DOMAIN FOR THE 1st HALF OF 2022

### I. MOBILIZATION OF LAND FOR INVESTMENT (EXCLUDING AGRICULTURAL PARTNERSHIPS)

#### 1. Global data

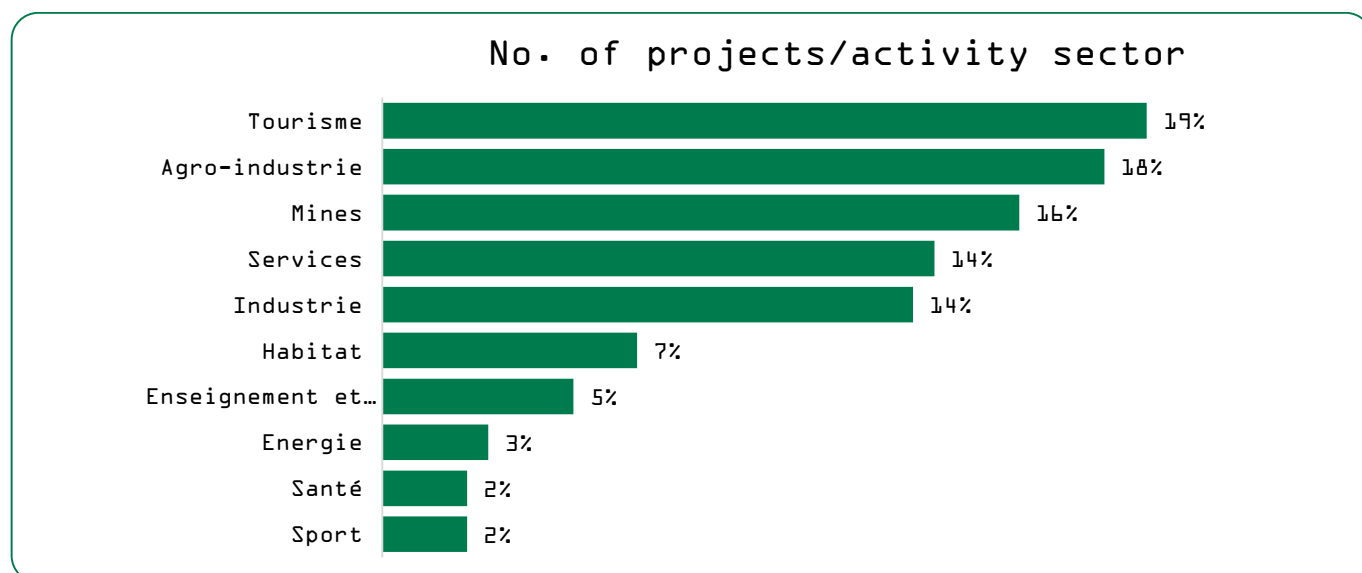
For the first half of 2022, 185 projects supported by land under the private domain of the State, have been approved, for a total area of 28,003 Ha, a projected investment of 14,544 MDH and the creation of 13,102 jobs expected. All these projects have been approved under the decentralized management of investments (GDI).

1st semester 2022	No of projects	Area Mobilized	Projected investment (dh)	Expected employment
	185	28.003ha 87a 63ca	14.544.283.601	13.102

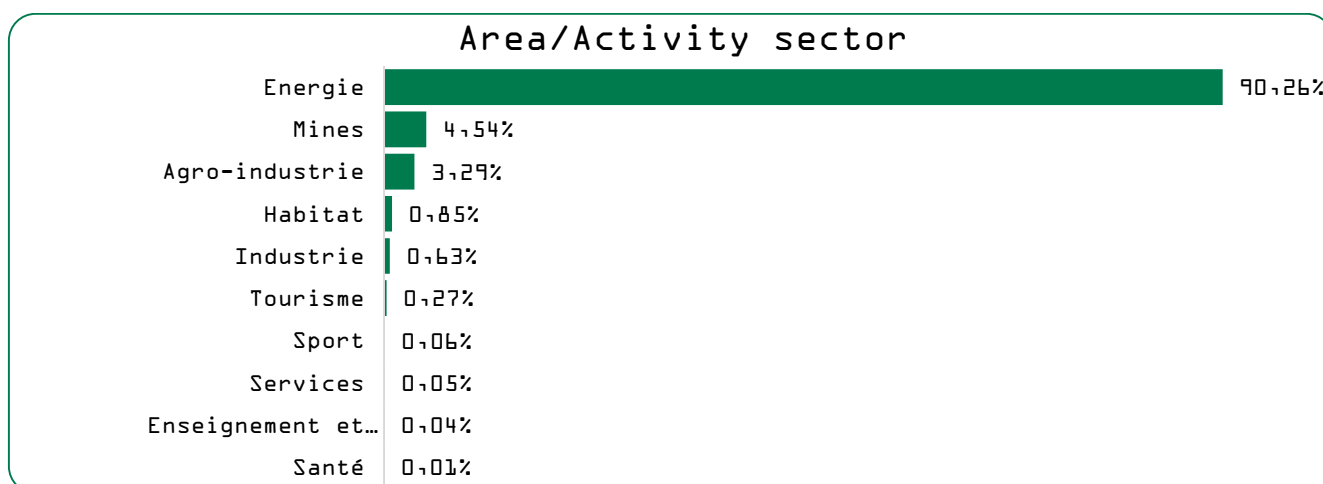
#### 3. Breakdown by sector of activity

- A breakdown of approved files by number of projects shows that:

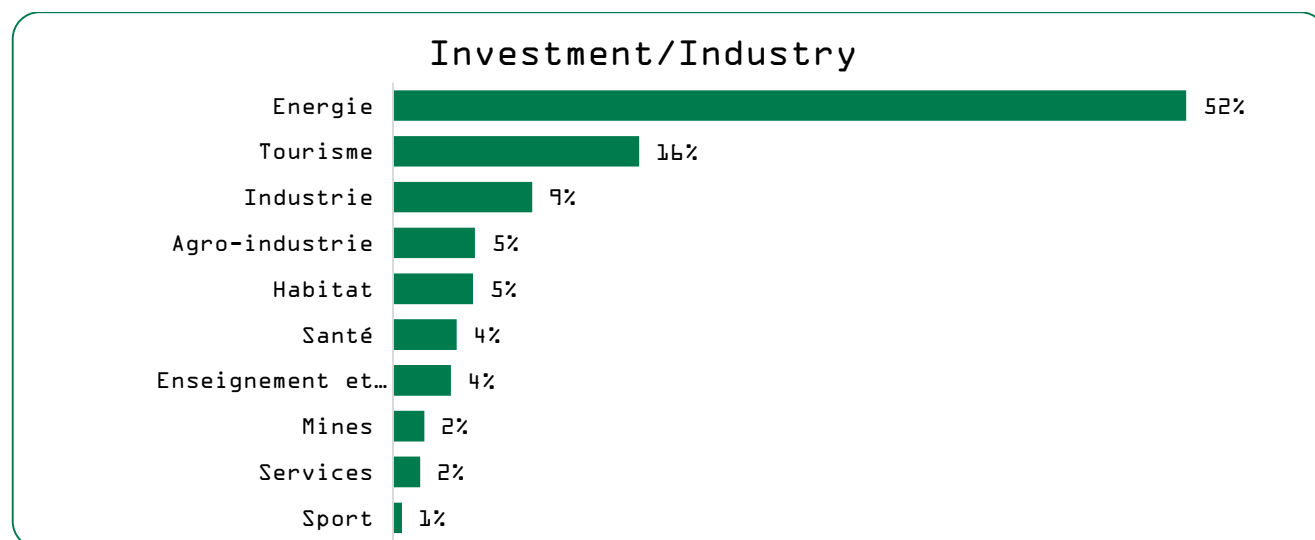
For the first half of the year 2022, 53% of projects are concentrated in three sectors of activity (Tourism, Agribusiness and Mining).



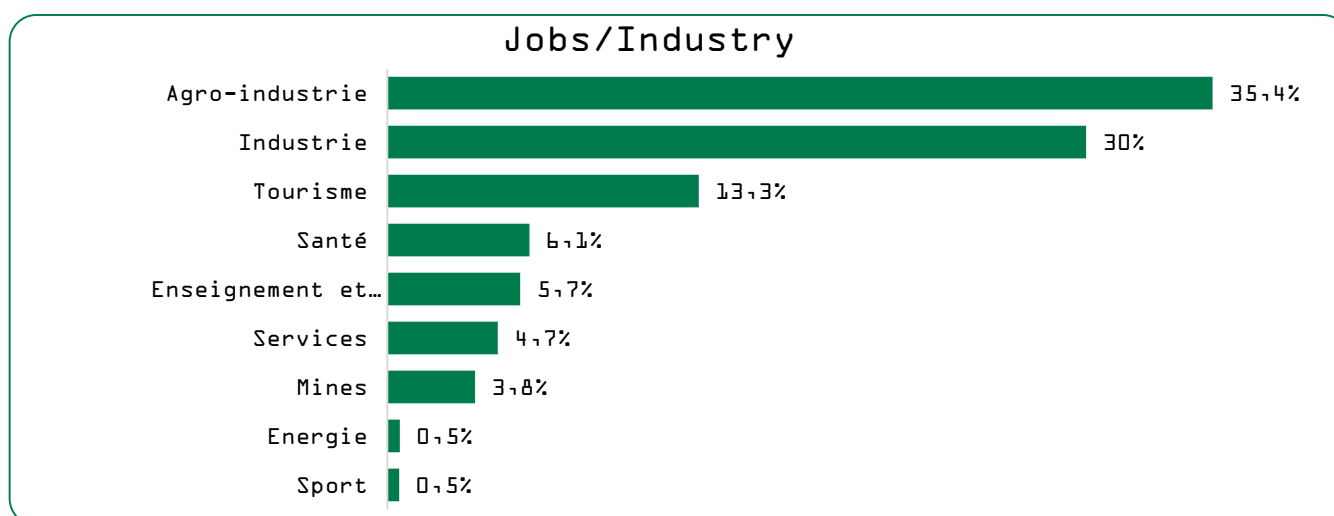
- About 90% of the area mobilized for the Energy Sector.



- Two sectors of activity (Energy and Tourism) account for more than 68% of investments.

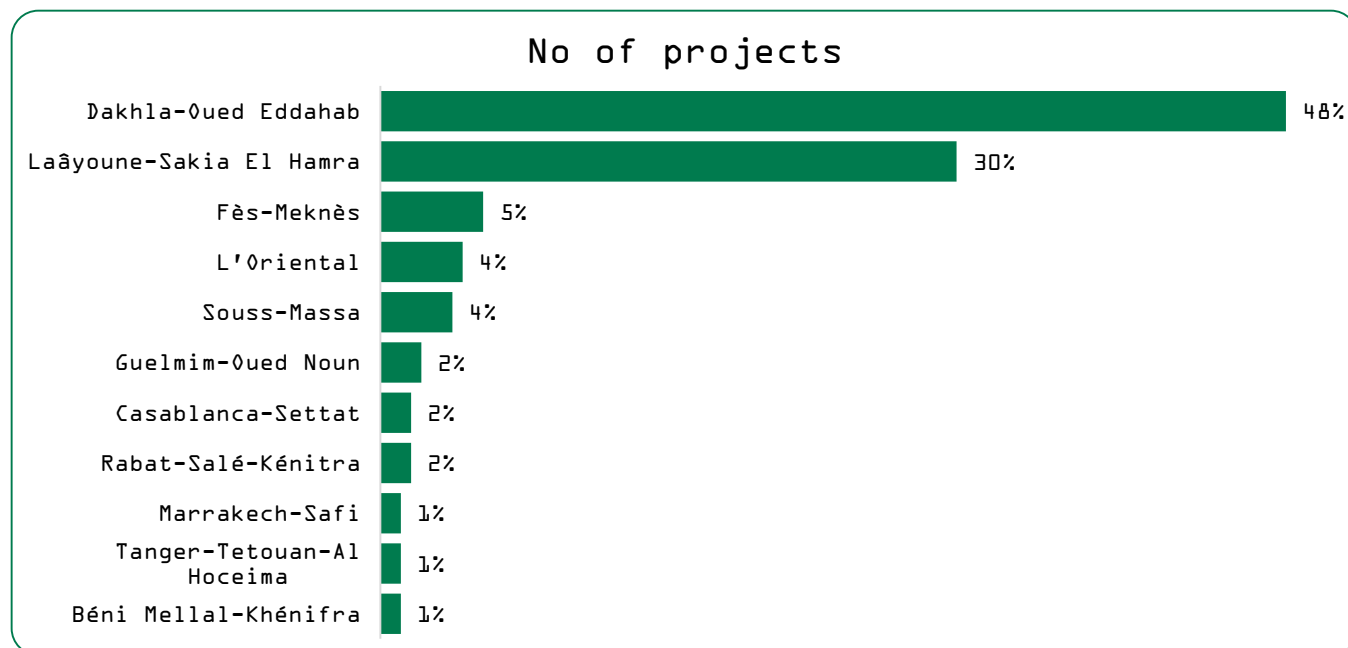


- 79% of jobs are generated in the following sectors: Agro-industry, Industry and Tourism.

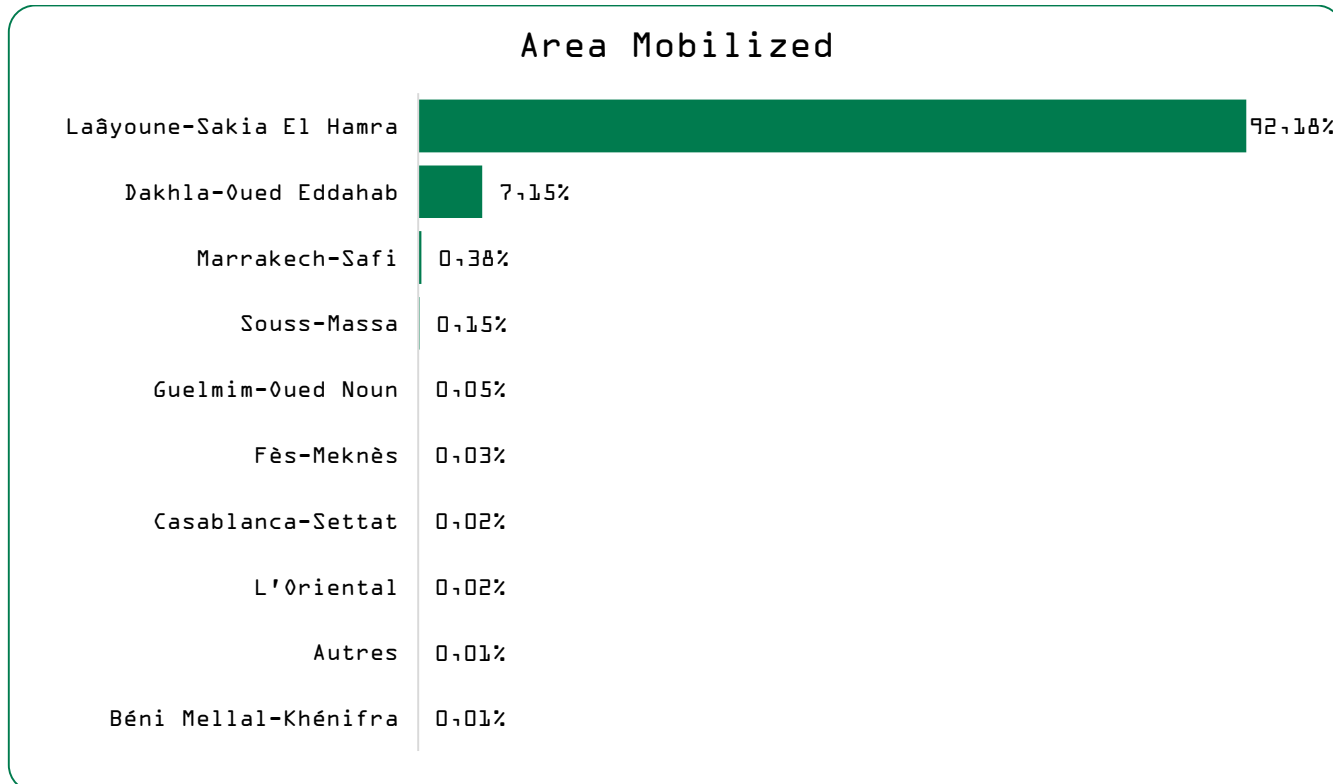


#### 4. Regional declination

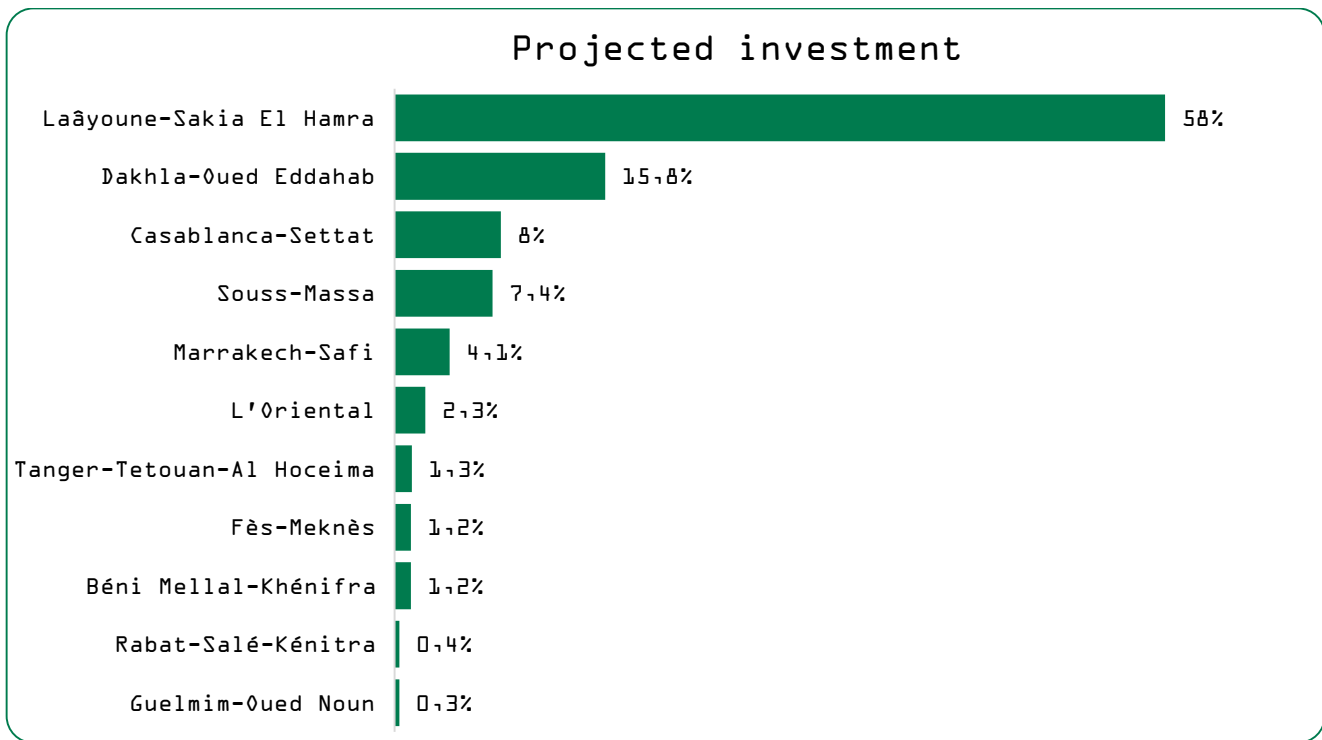
78% of the projects are concentrated in two regions (Dakhla-Oued Eddahab and Laâyoune-Sakia El Hamra);



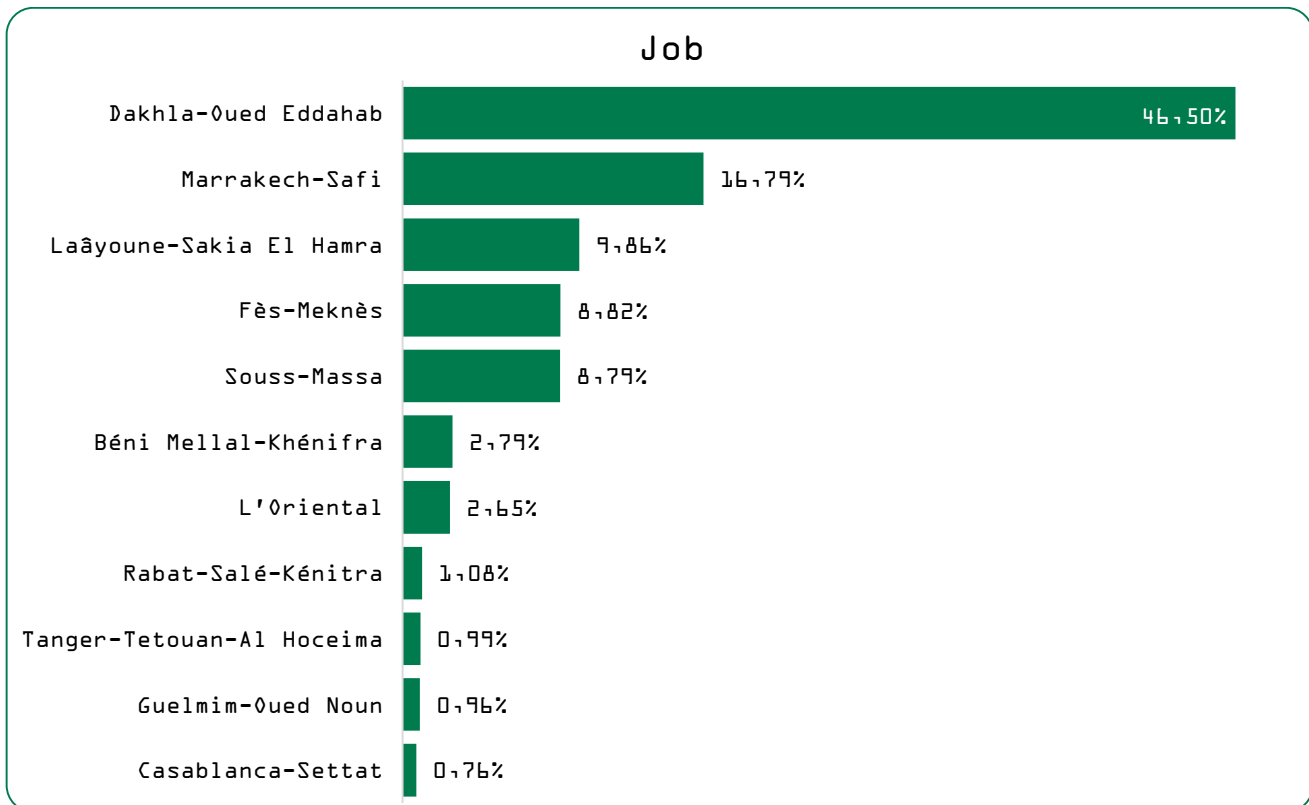
➤ 92% of the mobilized area is concentrated in the region of Laâyoune-Sakia El Hamra.



- Two regions (Laâyoune-Sakia El Hamra and Dakhla -Oued Eddahab) account for more than 73% of investments.



- About 64% of jobs are generated in two regions (Dakhla-Oued Eddahab and Marrakech-Safi).



## II. MOBILIZATION OF LAND IN SUPPORT OF THE GREEN MOROCCO PLAN - 1ST SEMESTER 2022

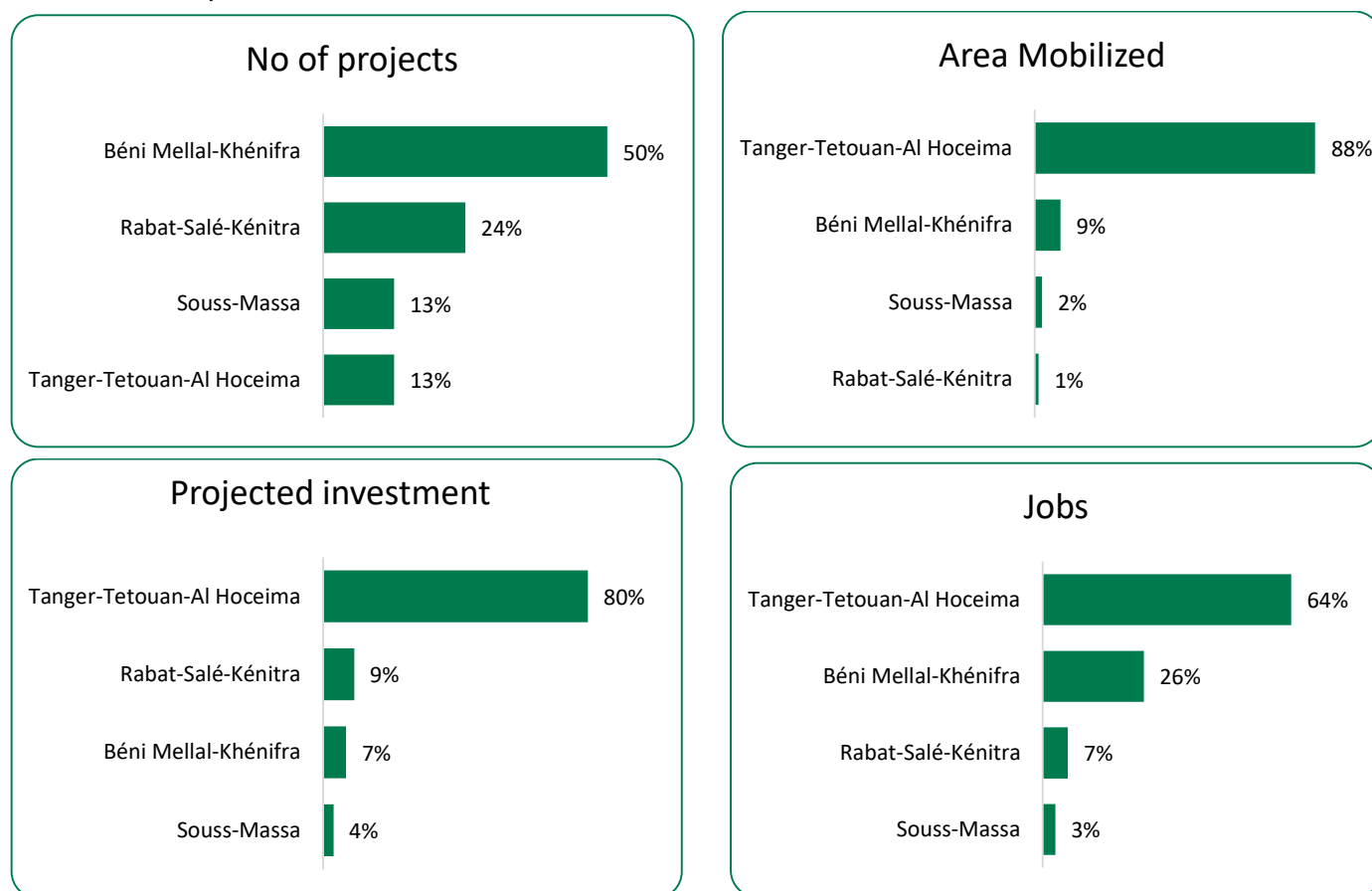
### 1. Global data

Under the first half of 2022, eight agreements have been signed under the agricultural partnership covering an area of 552 Ha, with an overall investment of 60 MDH and allowing the creation, eventually, 92 jobs expected.

Region	Established conventions	Area	Investment (dh)	Jobs
Tanger-Tétouan-Al Hoceima	1	488ha 69a 10ca	48 893 000	59
Souss-Massa	1	12ha 51a 00ca	1 905 000	3
Rabat-Salé-Kénitra	2	06ha 46a 71ca	5 773 850	6
Béni Mellal-Khénifra	4	44ha 86a 39ca	4 251 198	24
<b>Grand total</b>	<b>8</b>	<b>552ha 53a 20ca</b>	<b>60 823 048</b>	<b>92</b>

### 2. Regional declination

The regional distribution in terms of project, under the first half of the year 2022, shows that half is concentrated in the region of Beni Mellal-Khenifra. On the other hand, the region of Tangier-Tetouan-Al Hoceima monopolizes 88% of the total area mobilized.



### 3. Breakdown by sector

For the first half of the year 2022, almost all the mobilized area (about 89%) has been dedicated to the market gardening sector (potato cultivation).

